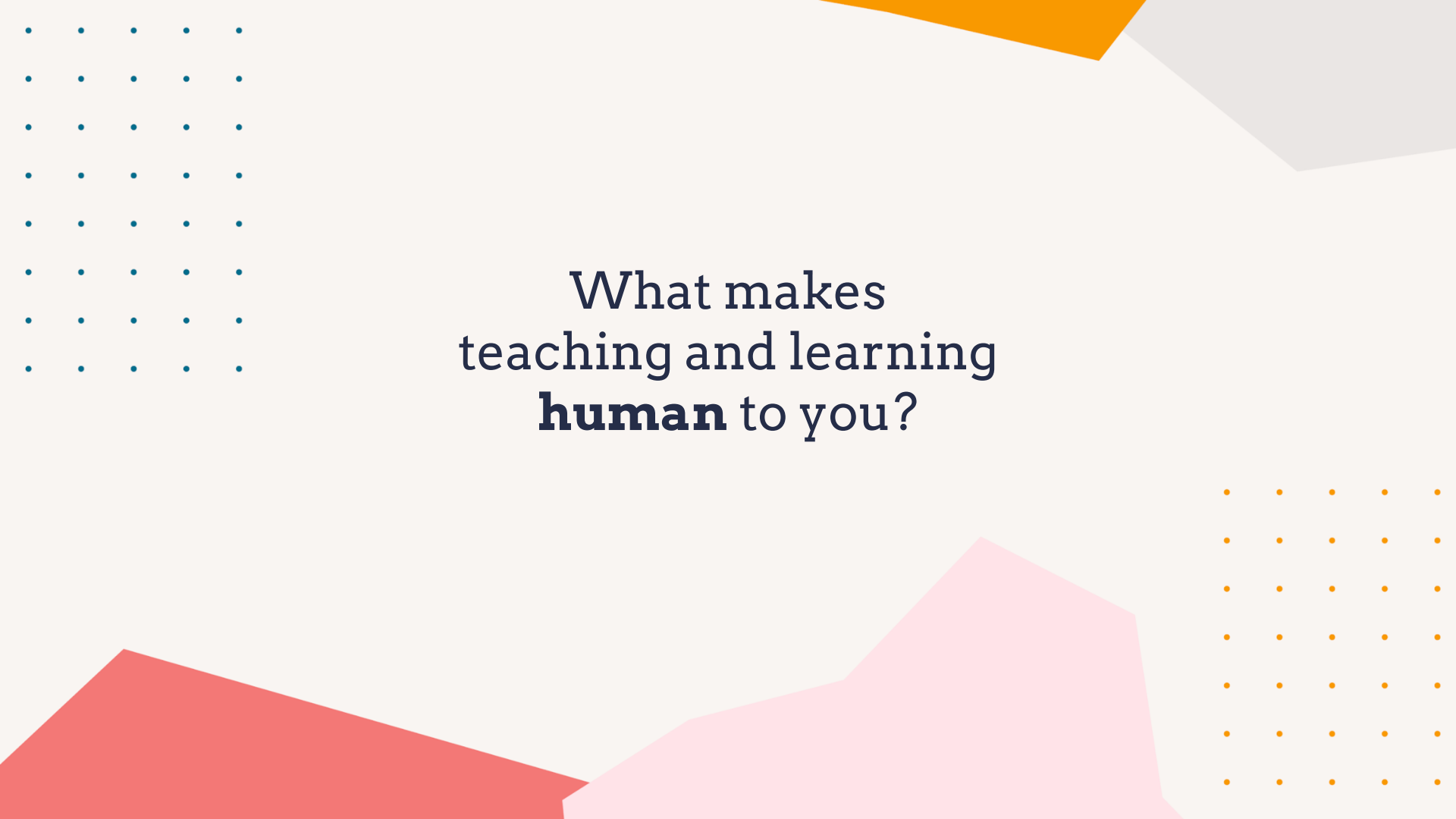


Humanizing Learning

Principles & Practices to Enhance Instruction

Melony Shemberger, Ed.D.
Associate Professor, Journalism & Mass Communication



The background features several abstract geometric shapes: a blue triangle in the top right, a grey triangle in the top right, a red triangle in the bottom left, and a pink triangle in the bottom right. There are two dot patterns: a grid of dark blue dots on the left side and a grid of orange dots on the right side.

What makes
teaching and learning
human to you?

Session Objectives

By the end of the session, you will be equipped to do the following:


- Choose a humanizing principle to explore in greater depth.
- Select a humanizing practice to implement through a humanized learning element.
- Determine how a humanizing element can be advanced through the use of a learning management system.

Order



- 1** OVERVIEW
What is humanized learning?
- 2** PRINCIPLES & PRACTICES
Layered with concepts.
- 3** ELEMENTS
Strategies to humanize your course — and how they address certain QM Rubric Standards.
- 4** QUESTIONS? RESOURCES
Need more information about humanizing learning?

Dr. Michelle Pacansky-Brock



Following


Michelle Pacansky-Brock

@brocansky Follows you

Relationship-first online learning, college = social mobility, equity. More wiener dogs, please. She/her [HumanizeOL.org](https://www.humanizeol.org) #HumanizingSTEM #HumanizeOL

📍 California 🌐 [brocansky.com](https://www.brocansky.com) 📅 Joined November 2008

6,308 Following 9,848 Followers




Humanized Online Teaching


- Supports the affective and cognitive dimensions of learning at a distance
- Begins with human presence and trust to foster instructor-student relationships that build the intellectual capacity of diverse students
- Draws upon culturally responsive teaching (Hammond, 2014), validation theory (Rendón, 1994), social presence, and Universal Design for Learning (CAST) and applies them to the online environment

Pacansky-Brock, M., Smedshammer, M., Vincent-Layton, K. (2019). Humanizing Online Teaching to Equitize Higher Education. Manuscript submitted for publication.

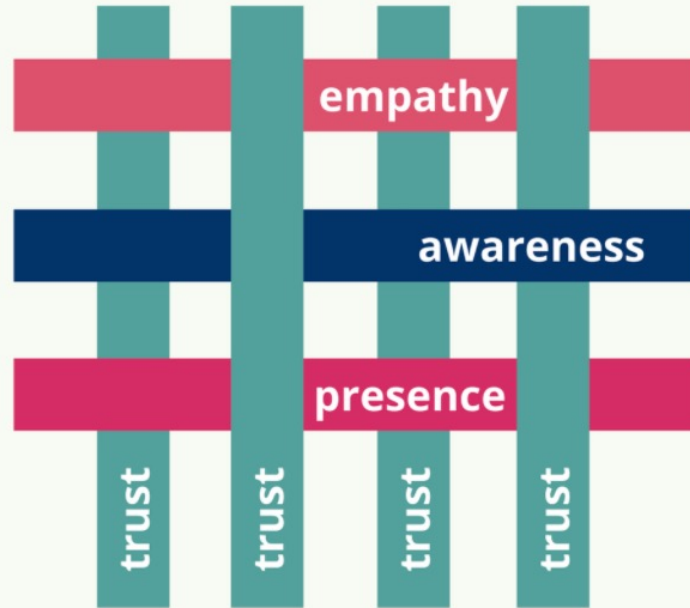





Traveling at 30,000 feet




Four Humanizing Principles





Dropping to 20,000 feet




Key Humanizing Practices

Instructor actively cultivates human presence


Instructor identifies high opportunity students

Instructor is a "Warm Demander"

Supported by various learning frameworks — motivation, community of inquiry



Coming in at 10,000 feet



To **facilitate** a course that demonstrates humanized learning, **course design** is equally important. Humanizing elements can help.



Facilitation



Course Design

8 Elements

Liquid Syllabus

Warm, nonverbal cues and hopeful language to inform students what they need to know about your course to be successful.

Humanized Homepage

Friendly homepage; brief video that welcomes and tells students how to proceed; a clear 'Start Here' button that links to the first module.

Getting to Know You Survey

Confidential; tells students "I want to know who you are." Gather data that you can use to support them.

Warm, Wise Feedback

Targeted feedback that conveys high expectations. Use audio or video feedback.

Self-affirming Ice Breaker

Let students know their values, hopes, dreams, and experiences matter.

Wisdom Wall


Students at end of course identify something they wish they knew at the start, share with the next set of new students at the beginning.

Bumper Video


2-3 minutes in length, visual, engaging, background music; introduce a module or a new concept.

Microlectures

Students focus on specific topic, slow it down, speed it up, rewatch; 5-10 minutes long, single topic.





Preparing for Alignment



Quality Matters Rubric Standards

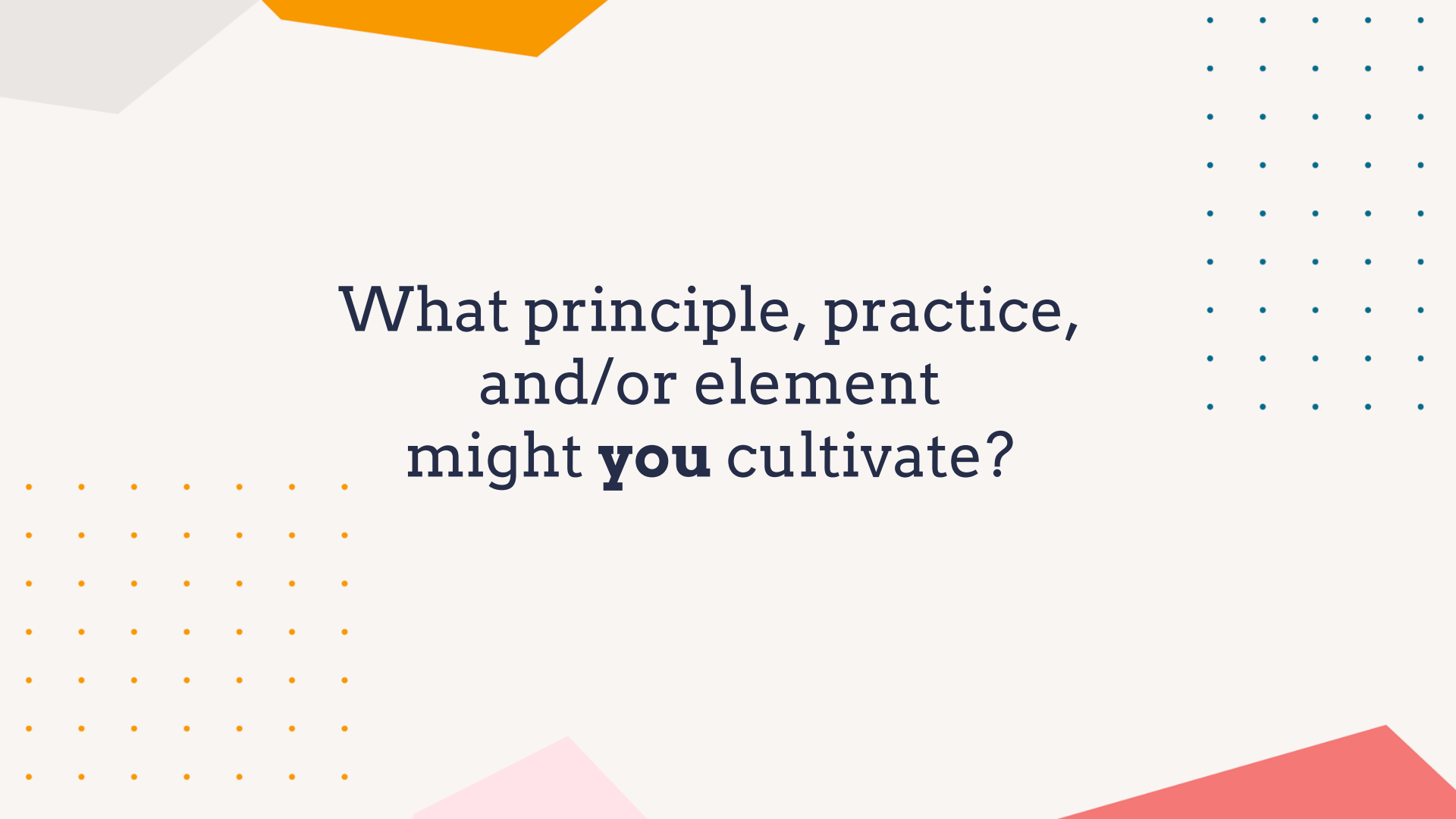
The humanizing elements address the following
Quality Matters Rubric Standards:

- ✓ **Standard 1:** Course Overview/Introduction
- ✓ **Standard 3:** Assessment and Measurement
- ✓ **Standard 4:** Instructional Materials
- ✓ **Standard 5:** Learning Activities/Learner Interaction




Review

- Choose a humanizing principle to explore in greater depth.
- Select a humanizing practice to implement through a humanized learning element.
- Determine how a humanizing element can be advanced through the use of a learning management system.



What principle, practice,
and/or element
might **you** cultivate?



Resources

- Pacansky-Brock, M., Smedshammer, M., Vincent-Layton, K. (2019). Humanizing Online Teaching to Equitize Higher Education. Manuscript submitted for publication. <https://brocansky.com/wp-content/uploads/2020/02/HumanizingOnlineTeachingToEquitize-PrePrint.pdf>
- Humanizing Online/Remote Classes Choice Board:
https://docs.google.com/presentation/d/1OuSN5XcDFLytoFcNtUnmjlljCuK_DAtoM9hodrgD2ak/preview?slide=id.p

Thanks!

Questions?

mshemberger@murraystate.edu

270-809-6874

CREDITS: This presentation template was created by Slidesgo,
including icons by Flaticon, and infographics & images by
Freepik.