

AI UNLEASHED

Transforming
Instructional Design in
Virtual Learning



PRESENTERS



ASHLEY HORTON

Digital Learning Developer
LAUNCH (Springfield Public Schools)
anhorton@spsmail.org




GIGI FLINT

Digital Learning Developer
LAUNCH (Springfield Public Schools)
gaflint@spsmail.org

POLL

Have you ever used
AI-powered tools in
course development?



menti.com

7274 8098

INTRODUCTION

Purpose:

Explore the impact of AI on instructional design.

Agenda:


- Role of AI In Instructional Design
- Real-Life Impact of AI
- Examples
- Hands-On: Exploring AI Tools
- Conclusion and Q&A



Note: When you see this icon later in the presentation, it is a live link!



AI IN INSTRUCTIONAL DESIGN



WHAT IS IT?

WHY IS IT IMPORTANT?

WHAT AMAZING POSSIBILITIES
COULD EMERGE?

EXAMPLES



- Creating and Editing Images
- Anticipatory Sets
- Student-Friendly Language
- Scaffolding Content
- Rewriting Objectives
- Rubrics
- Creating Lessons




CANVA


✦ Magic Studio



BG Remover



Magic Eraser




Magic Expand



Magic Edit



Magic Grab



Grab Text

- Background Remover (pro)
- Magic Eraser (pro)
- Magic Expand (pro)
- Magic Edit
- Magic Grab (pro)
- Grab Text (pro)



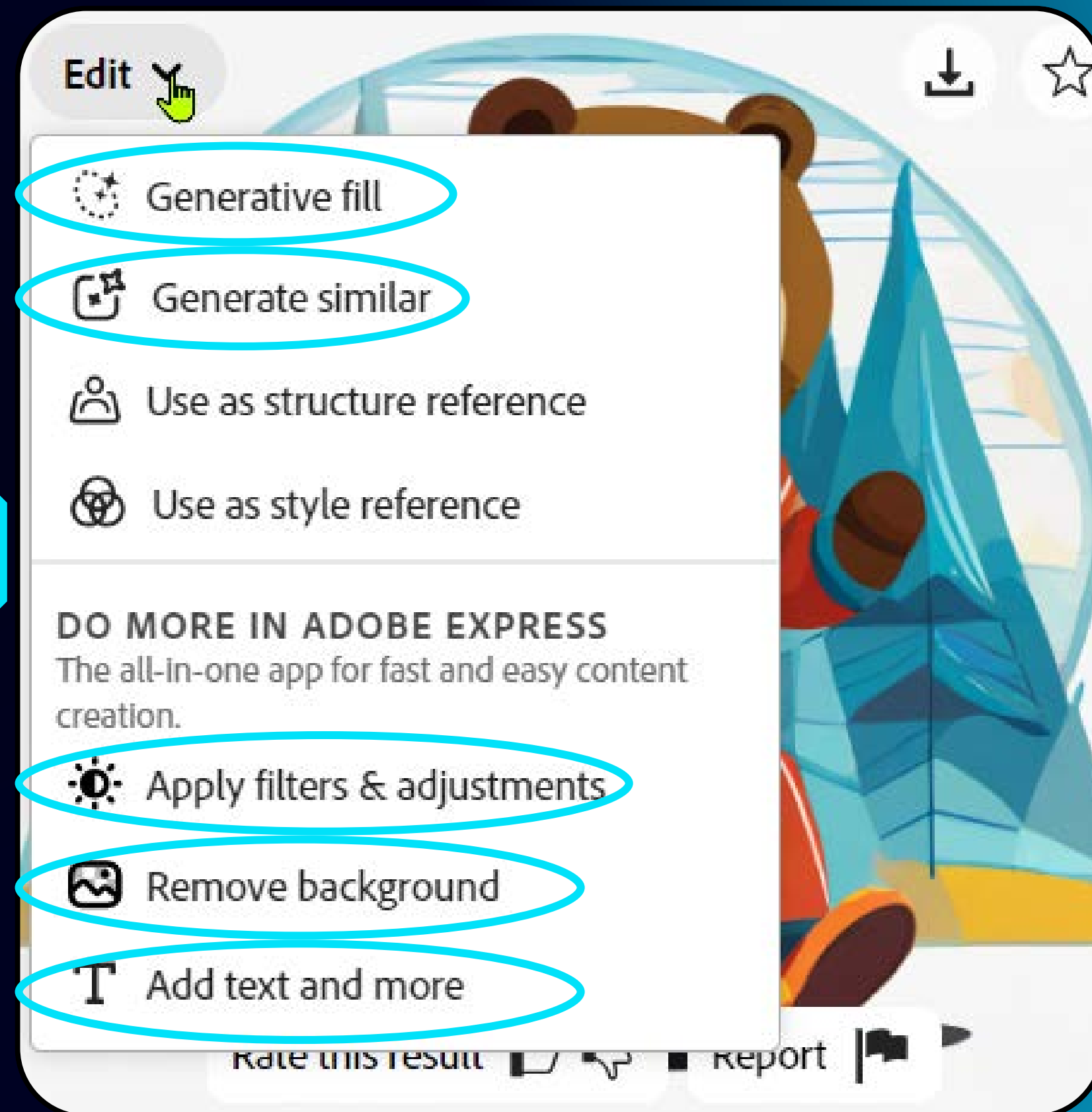
ADOBE FIREFLY

Generative Fill

Filters

Remove Background

Add Text



ANTICIPATORY SETS

CHAT GPT PROMPT

PLEASE WRITE A SHORT 1-2 SENTENCE LESSON INTRODUCTION FOR A 1ST GRADE LESSON ABOUT THE WINTER OLYMPICS.

LET'S EXPLORE THE WINTER OLYMPICS!

Imagine a snowy wonderland filled with thrilling sports – that's the Winter Olympics! Held every four years, this frosty celebration brings together top athletes from around the world to compete in chilly events like figure skating, skiing, and snowboarding.

For this activity, you'll follow along and listen to your teacher read "Winter Olympic Games."

ANTICIPATORY SETS

CHAT GPT PROMPT

PLEASE WRITE A SHORT ANTICIPATORY SET USING FACTS ABOUT BABIES IN THE UNITED STATES.



Did you know that over 3.5 million babies are born in the United States each year? Are you having trouble imagining what that might look like? Consider this:

- A large sports stadium like Yankee Stadium or Wembley Stadium can hold between 50,000-80,000 people. Those new babies would fill 44-70 of these large stadiums!
- A high school is built to hold 1,000 students. These babies would need 3,500 high schools just to hold them!

What if you walked out of the hospital with one of these newborns today? Would you be prepared? Would you know what to do? Imagine not having anyone to help you, when you go home. Today, you will discuss what you already know and what questions you would need answered to take care of a newborn in a discussion board with your peers.

STUDENT FRIENDLY LANGUAGE



You

Please rewrite this to be student friendly.

This lesson is intended to help you assess how well students are able to interpret exponential and linear functions. Students will translate between descriptive, algebraic and tabular data and graphical representation of the functions and will also be asked to recognize how, and why, a quantity changes per unit interval. To achieve these goals students work on simple and compound interest problems.




ChatGPT

This lesson is designed to help you understand how to work with exponential and linear functions. You'll learn how to translate information between words, equations, tables, and graphs for these functions. We'll also explore why and how the value of something changes over time. To practice these concepts, you'll work on problems related to simple and compound interest.



SCAFFOLDING

6TH GRADE




GOAL

In this class, we have discussed a variety of fiction genres from realistic fiction, mysteries, fantasies, historical fiction, and science fiction. Nonfiction genres can be books that are a biography, autobiography, cookbooks, guidebooks, and self help books. Today, you are going to look at informational nonfiction texts to review over text features and how you can use them to learn about a topic.

You will:

- identify nonfiction text features in a text.
- explain the purpose of nonfiction text features.
- analyze nonfiction text features used in given text.

8TH GRADE



GOAL

In our class, we've been exploring different kinds of fiction, like realistic stories, mysteries, fantasies, historical tales, and science fiction. But now, it's time to dive into the world of nonfiction. These are the books that tell real-life stories, like biographies about famous people, autobiographies where people write about their own lives, cookbooks, travel guides, and self-help books.


Today, we're focusing on a specific type of nonfiction: informational texts. These are packed with facts and details to help us learn about different topics. We'll be looking closely at the different parts of these texts called "text features" and how they help us understand what we're reading.

Here's what we're aiming to do:

- identify nonfiction text features in a text.
- explain why these features are included and what purpose they serve.
- identify how these features are used in a specific text to help us learn and understand better.

SCAFFOLDING

6TH GRADE



DISCOVER

In this discover activity, you will learn about nonfiction text features.

 Vocabulary

 Read

 Watch

Fiction is a story that has people, places, and events that may not be real. The characters are people, animals, or objects that might be able to talk. The plot has a beginning, a middle, an end, and a problem that gets solved and may include themes, morals, or lessons.

Nonfiction is a text that has people, places, actions, and events that are real. It includes true, or proven, information such as facts and data. The purpose of nonfiction text is to persuade, inform, explain, or share an experience to an audience.

8TH GRADE



DISCOVER

In this discover activity, you will learn about nonfiction text features.

 Vocabulary

 Read

 Watch

Fiction comprises narratives populated by characters, settings, and events that may exist only within the realm of imagination. These characters can range from humans to animals or even inanimate objects that possess the ability to communicate. The storyline typically follows a structured progression, featuring a beginning, middle, and end, while introducing a central conflict that is resolved throughout the narrative. Additionally, fiction often incorporates overarching themes, morals, or lessons that resonate with readers.

On the other hand, **nonfiction** literature delves into the realm of reality, presenting factual information about real people, places, actions, and events. It serves to convey accurate and verified data, including facts and statistics, with the primary objective of persuading, informing, explaining, or recounting experiences to its audience. Unlike

SCAFFOLDING

6TH GRADE



APPLY (QUIZ)

Now that you have checked out all the cool stuff in nonfiction books, you can use it like a superpower to figure out what the book is all about! Just by peeking at the cover and title page, you can guess what exciting things you might discover. Look at the big headings and smaller subheadings to see what each part of the book is talking about. If you want to dive deep into specific topics, the glossary and index are your treasure maps. And don't forget to check out the pictures, photos, and diagrams—they are like your personal guides to imagine what the information is all about!

8TH GRADE



APPLY (QUIZ)

Now that you've unlocked the secrets of nonfiction books, you possess a powerful tool to unravel the mysteries hidden within their pages! With just a glance at the cover and title page, you can embark on a journey of discovery, anticipating the thrilling knowledge that lies ahead. Pay close attention to the bold headings and subheadings, as they provide clues to the content within each section of the book. Should you desire to delve deeper into specific subjects, the glossary and index serve as invaluable navigational aids, guiding you to the exact information you seek.

But wait, there's more! Don't overlook the treasure trove of visuals—pictures, photos, and diagrams—scattered throughout the pages. These visual aids act as your personal guides, offering vivid depictions to enhance your understanding and imagination of the material at hand. Armed with these tools, you're equipped to unlock the full potential of every nonfiction book you encounter.

MEASURABLE GOALS



You

Please rewrite this student goal to make it measurable: You will learn about frog dissection.



ChatGPT

By the end of the semester, you will successfully conduct a frog dissection, demonstrating proficiency in identifying and labeling internal frog anatomy structures.



RUBRICS

Rubric Generator

Have AI write a rubric for an assignment you are creating for your class in a table format.

Grade level:

11th grade

Standard / Objective:

Students will write a short story from a selected genre.

Assignment Title:

Genre Short Story

Point Scale:

3

Additional Customization for Rubric (Optional):

MLA Format
Genre
Length - 1.5 pages
Elements of literature labeled (exposition, rising action, climax, falling action, conclusion)
Elements of literature usage



RUBRICS

Assignment Description:

 Learning Target: I can create an example of genre writing.



For this assignment, you will need to select one of the following genres:

Realistic fiction

Mystery/suspense

Fantasy

Science-fiction

Horror

Historical fiction

Once you have your genre selected, you will be writing a short story in the style of that genre. Please keep in mind, we're not working on this for very long; please keep your story focused and manageable (about one page, double spaced). You are welcome to use the genre you learned about for your anchor chart, or you can select another genre.

After you have completed your short story, you will need to identify the following elements on your document.

1. Each part of the plot: exposition, rising action, climax, falling action, conclusion
2. Traits or characteristics that show which genre you chose to write in





RUBRICS

Genre Short Story Rubric

| Criteria | Ratings | | | Pts |
|----------------------------------|--|---|---|-------|
| Format | 3 pts The story is in MLA Format | 2 pts 2 or more components of MLA format were missing. | 1 pts MLA format was attempted, but no more than 2 components are missing | 3 pts |
| Genre | 3 pts Genre was listed and was followed throughout the story. | 2 pts Genre was not listed but the story followed the same genre throughout or the genre was listed but was not followed throughout the story. | 1 pts There was no genre listed and the story does not follow a specific genre. | 3 pts |
| Length | 3 pts The story was at least 1.5 pages in length. | 2 pts The story was between 3/4 of a page and 1.5 pages. | 1 pts The story was less than 3/4 of a page. | 3 pts |
| Elements of Literature (labeled) | 3 pts All elements of literature are labeled (exposition, rising action, climax, falling action, conclusion). | 2 pts There are no more than 2 elements of literature not labeled in the story. | 1 pts There are more than 2 elements of literature not labeled in the story. | 3 pts |
| Elements of Literature (usage) | 3 pts The elements of literature are used properly throughout the story. (exposition, rising action, climax, falling action, conclusion). | 2 pts There are no more than 2 elements of literature misused throughout the story. | 1 pts There are more than 2 elements of literature misused throughout the story. | 3 pts |

Total Points: 15


CREATING LESSONS

CHAT GPT PROMPT

CAN YOU WRITE A BIOGRAPHY ABOUT WERNHER VON BRAUN THAT IS APPROPRIATE FOR 7TH GRADE?

Wernher von Braun

Wernher von Braun was a brilliant engineer and scientist who made significant contributions to the field of rocketry and space exploration. Born in Germany in 1912, von Braun developed a passion for rocketry at a young age and pursued his dreams, ultimately becoming one of the most influential figures in the history of space technology.



During World War II, von Braun worked on the development of the V-2 rocket, one of the first long-range guided missiles. After the war, he moved to the United States as part of Operation Paperclip, a program that brought German scientists to America. There, he continued his work in rocketry and was instrumental in the development of the Redstone, Jupiter-C, and Saturn V rockets.

One of von Braun's most significant contributions was his work on the Saturn V rocket, which played a crucial role in NASA's Apollo program. This massive rocket successfully carried astronauts to the Moon, allowing them to land on its surface and explore its mysteries. The famous Apollo 11 mission, which brought the first humans to the Moon in 1969, relied on von Braun's engineering expertise.

In addition to his engineering contributions, von Braun was a strong advocate for space exploration. He believed in the importance of space travel for the future of humanity and worked to promote the idea of humans traveling to other planets and beyond. His vision and enthusiasm helped inspire a new era of space exploration.

Wernher von Braun's life and engineering contributions have left an enduring legacy in the field of space exploration. He paved the way for human spaceflight, and his work continues to inspire scientists and engineers to reach for the stars. Von Braun's dedication to the pursuit of knowledge and exploration serves as a testament to what can be achieved through passion and innovation in the world of science and technology.

WARNING



INACCURATE INFORMATION

CHAT GPT PROMPT

CAN YOU PLEASE CREATE A LOGIC PROBLEM GRID WITH THE SOLUTION?

Clues:

- Alice doesn't own the bird or the fish.
- Bob's favorite color is red, and he owns a pet that is not the cat.
- The person who owns the bird likes purple.
- Carol likes green and owns the rabbit.
- Dave likes blue and owns the cat.
- Eve's favorite color is yellow. She doesn't own the fish.

Solution:

| Person | Pet | Color |
|--------|--------|--------|
| Alice | Fish | Green |
| Bob | Dog | Red |
| Carol | Rabbit | Purple |
| Dave | Cat | Blue |
| Eve | Bird | Yellow |

| | Alice | Bob | Carol | Dave | Eve | Red | Blue | Green | Yellow | Purple |
|--------|-------|-----|-------|------|-----|-----|------|-------|--------|--------|
| Cat | x | x | x | o | x | x | o | x | x | x |
| Dog | o | x | x | x | x | x | x | x | x | x |
| Fish | x | o | x | x | x | o | x | x | x | x |
| Rabbit | x | x | o | x | x | x | x | o | x | x |
| Bird | x | x | x | x | o | x | x | x | x | o |
| Red | x | o | x | x | x | | | | | |
| Blue | x | x | x | o | x | | | | | |
| Green | x | x | o | x | x | | | | | |
| Yellow | x | x | x | x | o | | | | | |
| Purple | o | x | x | x | x | | | | | |

TASK


Option 1 - Canva

Use the Magic Edit tool to add a house or other object to the background image. You can also add other images to the design to make it your own. Play around with the tools!

Option 2 - ChatGPT

Generate the following on the topic "Narratives":

- Anticipatory Set
- Lesson Content
- Lesson Activity
- Scaffold for 4th grade and 9th grade



AI TOOL RECAP

CANVA MAGIC STUDIO
ADOBE FIREFLY

● Create and Edit Images

CHATGPT

Anticipatory Sets
Rewriting Objectives
Student-Friendly Language
Scaffolding Content
Creating Lessons

 MAGIC SCHOOL

Rubric Generator
Text Rewriter
YouTube Video Questions
YouTube Video Summarizer
Scaffolding
Exemplar and Non-Exemplar
...and SO MUCH MORE!




CONCLUSION | Q&A


AI empowers instructional designers to focus on creativity and complex content creation.

AI Tips

- Use "please" and "thank you" for better results



THANK YOU FOR ATTENDING!



ASHLEY HORTON

Digital Learning Developer
LAUNCH (Springfield Public Schools)
anhorton@spsmail.org

GIGI FLINT

Digital Learning Developer
LAUNCH (Springfield Public Schools)
gaflint@spsmail.org